

	<h1>UVR & INCLEMENT WEATHER PROCEDURE</h1>	Version No	4.0
		Issued	21/06/2022
		Next Review	June 2026
		GDS	

1. OVERVIEW

The District Council of Orroroo Carrieton (the organisation) as part of its commitment under its Hazardous Work Policy, recognises its obligation to manage risks relating to exposure to ultraviolet radiation (UVR) and inclement weather conditions.

This procedure is to be read in conjunction with the Enterprise Bargaining Agreement and relevant Awards which outline specific requirements for the standby and stand down provisions due to weather conditions.

This procedure aims to:

- Demonstrate compliance with legislation;
- Reduce the risk of UVR exposure and inclement weather conditions on workers' health and safety; and
- Provide systems of work to identify hazardous conditions and manage risks arising from UVR exposure and inclement weather conditions.

SIGNED
Chief Executive Officer	Chairperson, WHS Committee
Date: 21 / 06 / 2022	Date: 21 / 06 / 2022

2. CORE COMPONENTS

The core components of the organisation's procedure aim to:

- Implement a system for the identification and recording of reasonably foreseeable hazards associated with exposure to UVR and inclement weather conditions;
- Require risk assessments to be conducted for work tasks where exposure to UVR and inclement weather may present a risk;
- Ensure that appropriate controls for UVR exposure and inclement weather are identified, implemented and monitored; and
- Identify appropriate training and facilities to be provided for workers who are exposed to UVR and inclement weather conditions through work outdoors.

3. DEFINITIONS

Approved clothing for UVR exposure	Sun protective garments and other items of personal apparel (such as hats) which are worn in close proximity to the skin and carry a rated ultraviolet protection factor in accordance with the requirements outlined in AS/NZS 4399: 2017 : Sun protective clothing - Evaluation and classification
Approved safety glasses	Non-prescription eye and face protectors and associated oculars that are designed to provide protection for the eyes and faces of persons against common occupational hazards such as flying particles and fragments, dusts, splashing materials and molten metals, harmful gases, vapours and aerosols in accordance with AS/NZS 1337.1 2010: Personal eye protection - Eye and face protectors for occupational applications
Approved sunglasses	Sunglasses, fashion spectacles, rimless sunshields and one piece visors and clip-on/slip-on type sunglasses that meet the requirements of AS/NZS 1067:2003: Sunglasses and fashion spectacles, (including appropriate marking and labelling).
BOM	Bureau of Meteorology

UVR & INCLEMENT WEATHER PROCEDURE

Version No	4.0
Issued	21/06/2022
Next Review	June 2026
GDS	

Heat illness	Heat illness can arise from working in high air temperatures, exposure to high thermal radiation or high levels of humidity. Immediate assistance should be provided if any worker experiences any of the following symptoms of heat strain: dizziness, fatigue, headache, nausea, breathlessness, clammy skin or difficulty remaining alert. [as explained in the COP: Managing the Work Environment and Facilities June 2020]
Hierarchy of Control	If it is not reasonably practicable for risks to health and safety to be eliminated, risks must be minimised, so far as is reasonably practicable, by doing one or more of the following: (a) substituting (wholly or partly) the hazard giving rise to the risk with something that gives rise to a lesser risk; (b) isolating the hazard from any person exposed to it; (c) implementing engineering controls. If a risk then remains, the duty holder must minimise the remaining risk, so far as is reasonably practicable, by implementing administrative controls. If a risk then remains, the duty holder must minimise the remaining risk, so far as is reasonably practicable, by ensuring the provision and use of suitable personal protective equipment. [as defined by the Work Health and Safety Regulations 2012, Regulation 36]
Hypothermia	Hypothermia arises when a person gets an abnormally low body temperature as a result of exposure to cold environments. Immediate assistance should be provided if any worker shows any of the following warning signs of hypothermia: <ul style="list-style-type: none"> • numbness in hands or fingers • uncontrolled shivering • loss of fine motor skills (particularly in hands – workers may have trouble with buttons, laces, zips) • slurred speech and difficulty thinking clearly • irrational behaviour – sometimes a person will even begin to discard clothing [as explained in the COP: Managing the Work Environment and Facilities June 2020, part 2.8]
Inclement weather	Is extreme weather conditions, such as high ultraviolet radiation, temperature (hot and cold), high humidity, heavy rain, gale force wind, hail, electrical storm or fog
Person conducting a business or undertaking (PCBU)	A person who conducts a business or undertaking – (a) Whether the person conducts the business or undertaking alone or with others; and (b) Whether or not the business or undertaking is conducted for profit or gain. [as defined by the Work Health and Safety Act 2012]
Photosensitisers	Are substances that when inhaled, ingested or contact the skin cause abnormally high sensitivity of the skin and eyes to UV radiation, causing the skin to burn more easily and increasing the risk of skin cancer. Photosensitisers include coal tar and its derivatives (eg pitch and creosote). [as per : Skin Cancer and Outdoor Work – A Guide for Employersp.10-11]

	<h1 style="margin: 0;">UVR & INCLEMENT WEATHER PROCEDURE</h1>	Version No	4.0
		Issued	21/06/2022
		Next Review	June 2026
		GDS	

UV (Ultraviolet) Index	<p>Is a simple and informative way of describing the daily danger of solar UVR radiation intensity, as issued by the Bureau of Meteorology.</p> <p>1 – 2 = Low 3 – 5 = Moderate 6 – 7 = High 8 – 10 = Very high 11 upwards = Extreme</p> <p>Link to daily UVR readings http://www.bom.gov.au/sa/forecasts/adelaide.shtml</p> <p>Exposure to UVR Index levels of 3 or above can contribute to skin cancer and eye cataracts. During the peak UVR period on a summer day (between 10am and 2pm, or 11am to 3pm where there is daylight saving), unprotected skin can burn within 12 minutes. Permanent damage can occur after 120 minutes.</p>
Ultraviolet Radiation (UVR)	<p>Understanding solar UVR is vital for understanding the sun protection control measures recommended. UVR is part of the electromagnetic spectrum emitted by the sun. It can be divided into three types: UVA, UVB and UVC. While all UVC and most UVB radiation is absorbed by the atmosphere, all UVA and about 10% of UVB radiation does reach the earth's surface. Both UVA and UVB are known causes of skin cancer.</p> <p>[as per : Skin Cancer and Outdoor Work – A Guide for Employers, p.7]</p>

4. PROCEDURE

4.1. The Works & Engineering Supervisor will make sure that:

- (a) There are systems in place for the training of department managers and supervisors whose workers are exposed to a risk from UVR and inclement weather conditions through work outdoors, in the requirements of this procedure; and
- (b) Department managers and supervisors have access to relevant information to undertake the risk management process eg access to current weather conditions and pertinent information through the Bureau of Meteorology (BOM) and current information related to Personal Protective Equipment (PPE).

4.2. Risk assessment

4.2.1 Risk assessments will be conducted, assessed and documented and include:

- (a) Worker exposure to UVR; and
- (b) The range of weather conditions that may prevail.

4.2.2 The manager or supervisor should form a team to undertake risk assessments consisting of a competent person to lead the risk assessment, workers who are involved in the activity to be assessed, a Health and Safety Representative (HSR) (where one exists), the manager or supervisor and other stakeholders or experts, where relevant.

4.2.3 Generic risk assessments may be done proactively to identify controls to put in work instructions/operational procedures.

- (a) Where generic risk assessments are not available risk assessments will need to be done immediately prior to a work activity.
- (b) Each work situation should be assessed individually as the risk varies, eg horticultural workers, constructions crews, depot workers, etc.

- 4.2.4 Air temperature alone cannot be used to determine whether there is a risk of heat illness or hypothermia. The key risk factors that need to be taken into account include:
- (a) Weather conditions, (including air temperature, humidity, UVR rating, heatwave, wind, rain, fog);
 - (b) The nature of the task including duration, intensity of manual work and number of workers;
 - (c) Time of day and time of year that work is scheduled e.g. exposure to direct sunlight in the hottest part of the day;
 - (d) Geographic location of the task and environment/ ground surface (eg shade, concrete, grass, asphalt, in open or enclosed spaces with restricted air flow);
 - (e) Radiant or reflected heat from surfaces e.g. reflected heat from construction materials, polished aluminium and glass, or heat build-up in roads and concrete structures or heat from machinery;
 - (f) Photosensitisers associated with the task;
 - (g) Physical fitness of the worker, including acclimatisation and any pre-existing conditions, eg overweight, heart/ circulatory diseases, skin diseases, use of certain medicines;
 - (h) Clothing of workers (considering UVR protection, air circulation, or rain/wind protection as applicable);
 - (i) Pattern and length of exposure, (exposure can occur in an ongoing episode or via a series of shorter episodes which add up over the day);
 - (j) If workers are working alone; and
 - (k) Other factors as applicable.
- 4.2.5 The risk assessment will clearly indicate what control measures are to be used, in accordance with step 4.4 below.


4.3. Identified risks are to be managed in accordance with the Hazard Management Procedure, including eliminating risks so far as is reasonably practicable.

4.4. Risk control

4.4.1 If it is not reasonably practicable to eliminate identified risks, risks are to be minimised so far as is reasonably practicable in accordance with the Hierarchy of Control (HoC). A combination of control measures may be required.

4.4.2 General controls

- (a) Controls will be selected to eliminate, and if not possible, reduce any identified risk so far as is reasonably practicable. A combination of control measures may be required.
- (b) Proposed controls will be selected in consultation with workers or their representatives.
- (c) Controls may include, but are not limited to:
 - i. Rescheduling/ reorganising tasks;
 - ii. Modifying the physical aspects of the task (for example mechanical aids to reduce physical exertion);
 - iii. Altering the task location;
 - iv. Provision of shade or shelter;
 - v. Access to cool drinking water and supervisors checking that workers are drinking water regularly;
 - vi. Access to air-conditioning (eg structure or vehicle) or providing additional/ temporary mechanical airflow, fans or portable air conditioning, electric heating and/ or by controlling the source of drafts;
 - vii. Additional rest breaks;
 - viii. Job rotation;

	<h1 style="margin: 0;">UVR & INCLEMENT WEATHER PROCEDURE</h1>	Version No	4.0
		Issued	21/06/2022
		Next Review	June 2026
		GDS	

- ix. Provision of information for workers, such as hydration charts and information on heat related illness;
- x. Regular contact with lone workers;
- xi. Appropriate personal protective clothing eg breathable and /or cooling safety vests, wind resistant and/or waterproof clothing, UVR protective clothing (refer 4.4.3); and
- xii. Cessation of work.

4.4.3 Specific control – outdoor work when UV index level reaches 3 or above:

- (a) Personal Protective Clothing - workers are required to wear :
 - i. Approved clothing for (UVR) exposure, including:
 - long trousers and a long sleeved collared shirt, which permit bodily evaporative cooling and
 - A broad brimmed hat which should have a brim of at least 7.5cm, a legionnaire’s style cap which protects the neck and ears (most suitable when work involves a lot of bending) or a bucket hat which has a deep crown, sits low on the head and has an angled brim of at least 6cm; and
 - ii. Approved safety glasses with tinted lens; and
 - iii. Sunscreen with minimum 30+ Sun Protection Factor (SPF) - applied at least 15 minutes prior to exposure to the sun and every 2 hours thereafter to skin which remains exposed after taking the above precautions, paying particular attention to the lips, ears, nose and neck.
- (b) Workers are to have access to cool drinking water near the worksite and should be encouraged to drink a cup of water every 15 to 20 minutes.

NOTE: [Appendix 1](#) contains information re SunSmart UV Alert.

4.4.4 Specific control – driving when UV index level reaches 3 or above:


- Cancer Council Australia recommends that
- (a) clear or tinted films and window covers are installed on the side and rear windows of vehicles which substantially reduces the amount of UV radiation that is transmitted through glass; and
 - (b) people who spend long periods of time in a vehicle when the UV index levels are at 3 or above use a combination of sun protection measures, such as long sleeved clothing, approved sunglasses and sunscreen that is SPF 30+ or higher. This will ensure occupants are protected both in the vehicle and when they leave it.

4.4.5 Specific control – Hot temperature indoors

- (a) Workers are required to wear suitable light, loose fitting clothing which also permits bodily evaporative cooling and footwear appropriate for the task;
- (b) Workers are to have access to cool drinking water; and
- (c) The work environment should be provided with air-conditioning, fans or adequate ventilation (natural or mechanical).

4.4.6 Cold/ Cool/ Wet weather outdoors

- (a) Workers are required to wear appropriate clothing and footwear for the task being undertaken, incorporating cold and/or wet weather protection which also permits bodily evaporative cooling; and
- (b) Workers should have access to shelter, such as a hut or a cabin of a vehicle or mobile plant.

	<h1 style="margin: 0;">UVR & INCLEMENT WEATHER PROCEDURE</h1>	Version No	4.0
		Issued	21/06/2022
		Next Review	June 2026
		GDS	

- 4.4.7 Cold/Cool weather indoors
- (a) Workers are required to wear appropriate clothing and footwear for the task being undertaken, incorporating cold weather protection which also permits bodily evaporative cooling; and
 - (b) The work environment should be provided with heating where reasonably practicable.

4.4.8 The manager must review the proposed controls to confirm they are appropriately prioritised, reasonably practicable and achievable in light of any feedback received from the consultation process.

4.4.9 Each person involved in the task will sign their acknowledgement of the risk assessment or safe work instruction (where relevant) prior to work commencing.

The organisation will inform affected persons about the control measures selected or corrective actions implemented as a result of the hazard identification and risk assessment process(es) for UVR and inclement weather. Workgroup meeting minutes and / or safe work instructions (where relevant) will demonstrate that this has occurred

4.4.10 The Manager will assign a person to facilitate the implementation of the controls and a time frame for their implementation.

4.4.11 New hazards that may have been introduced by the selected control methods may be identified by:

- (a) Monitoring and evaluating controls for effectiveness (see 4.10 below).
- (b) Recommending the risk assessment process, outlined at section 4.2 above, if:
 - i. New hazards are identified;
 - ii. The measure does not control the risk it was implemented to control, so far as is reasonably practicable;
 - iii. A change at the workplace has been made that is likely to give rise to a new or different risk to health or safety that may not be effectively controlled; or
 - iv. The results of consultation indicate that a review is necessary or a member of the WHS Committee requests a review.

4.5. Consultation with other PCBUs

4.5.1 The manager or supervisor will consult and coordinate activities with other PCBUs who are undertaking outdoor work, so far as is reasonably practicable, if their duty of care overlaps.

4.5.2 The manager or supervisor may need to consult with the Manager of Corporate & Community Services and/or HSR in order to select appropriate controls.

4.6. Additional controls

4.6.1 Where conditions or circumstances exist outside of the generic risk assessments conducted for UVR exposure and inclement weather (eg maintenance of essential services during extremes of heat or cold etc), a task risk assessment will be conducted or modifications made to the generic risk assessment in consultation with workers and their representatives, before work starts in that situation.


4.6.2 Before work commences the manager or supervisor authorising the work will check the UV index and weather conditions forecast to determine if:

	<h1 style="margin: 0;">UVR & INCLEMENT WEATHER PROCEDURE</h1>	Version No	4.0
		Issued	21/06/2022
		Next Review	June 2026
		GDS	

- (a) The UV index range is 3 or higher (refer to BOM UV Index Forecast)
- (b) BOM forecasts and current weather conditions such as heavy rain, gale force winds or electrical storms or extreme temperatures or humidity are likely to impact on the work.

NOTE: Appendix 1 contains information re SunSmart UV Alert.

- 4.6.3 The manager or supervisor will make sure that workers are instructed in the agreed controls for UVR and inclement weather conditions and will take reasonably practicable steps to ensure that the agreed controls are implemented.
- 4.7. Cessation of work due to inclement weather
- 4.7.1 Where the UV Index is above 3 or inclement weather conditions exist and controls cannot be implemented, so far as is reasonably practicable, to eliminate or minimise the risks, the task should be suspended until controls can be implemented or the inclement weather has passed.
- 4.7.2 The manager or supervisor will determine if and when work on a task should be suspended having regard to:
- (a) the risks posed by UVR exposure or inclement weather;
 - (b) The organisation’s UVR and inclement weather risk assessment/s;
 - (c) Enterprise Agreements or relevant Awards and
 - (d) Other organisational procedure/s.
- 4.7.3 Where work is to be suspended for such a reason, and workers are unable to complete alternative work, they should hold themselves available for duty until otherwise discharged by their manager or supervisor. Alternative work may include:
- (a) Participating in review or development of risk assessments and/or safe work instructions;
 - (b) Housekeeping; and
 - (c) Training.
- 4.8. Skin checks
- 4.8.1 The Manager of Corporate & Community Services should make sure workers are provided with information encouraging self-examination of their own skin for skin cancer and the support services available, as relevant.
- 4.8.2 High risk workers (eg those who work outdoors) are encouraged to participate in the organisation’s annual skin cancer screening program.
- 4.9. Incidents involving outdoor work
- 4.9.1 First aid assistance will be provided to any worker who reports experiencing any of the following:
- (a) symptoms of heat illness:
 - i. Dizziness;
 - ii. Fatigue;
 - iii. Headache;
 - iv. Nausea;
 - v. Breathlessness;
 - vi. Clammy skin; or
 - vii. Difficulty remaining alert.
 - (b) warning signs of hypothermia:
 - i. Numbness in hands or fingers;
 - ii. Uncontrolled shivering;
 - iii. Loss of fine motor skills (particularly in hands – workers may have trouble with buttons, laces, zips);
 - iv. Slurred speech and difficulty thinking clearly; or

	<h1 style="margin: 0;">UVR & INCLEMENT WEATHER PROCEDURE</h1>	Version No	4.0
		Issued	21/06/2022
		Next Review	June 2026
		GDS	

- v. Irrational behaviour – sometimes a person will even begin to discard clothing.
 - 4.9.2 If a notifiable incident occurs that involves outdoor work, namely
 - (a) The death of a person; or
 - (b) A serious injury or illness of a person; or
 - (c) A dangerous incident

A report must be made by the Manager of Corporate & Community Services to SafeWork SA as follows:

 - i. Report immediately by the fastest available means. The report can be made by phone or in writing (such as by fax, email or other electronic means).
 - ii. If the notification is by phone this must be followed up in writing within 48 hours if SafeWork SA requests it.
 - iii. The 24 hour Emergency Telephone number is 1800 777 209.
 - 4.9.3 The Incident Reporting and Investigation procedure will be complied with if reasonably practicable, including the requirement that the site where the incident occurred is not disturbed until a SafeWork SA inspector arrives at the site or any earlier time that an inspector directs.
- 4.10. Monitoring and evaluation
- 4.10.1 Department managers should review and revise any existing risk control measures related to UVR and inclement weather, using the same methods as the initial hazard identification process, whenever any of the circumstances outlined in 4.4.10 arises.
 - 4.10.2 The HSC should monitor issues related to outdoor work during its meetings. A report will be presented to the management team listing outstanding items requiring direction or enforcement.
 - 4.10.3 The management team will:
 - (a) Review hazard and incident statistics, audit results, legislative changes and other information relating to the UVR and inclement weather process and direct action when required. Minutes will record outcomes of discussion and actions to be undertaken;
 - (b) Include the UVR and inclement weather procedure as part of the ongoing management review process and report the findings of internal audits into the UVR and inclement weather procedure, as relevant; and
 - (c) Set, monitor and review objectives, targets and performance indicators for any UVR and inclement weather program(s) as relevant.
- 5. TRAINING**
- 5.1. The organisation's Training Needs Analysis (TNA) will identify the training needs of workers undertaking outdoor work, including having regard to:
 - 5.1.1 The nature of the work carried out by the worker;
 - 5.1.2 The nature of any risks associated with the work; and
 - 5.1.3 The control measures implemented.
 - 5.2. The following types of training should be considered for inclusion on the TNA:
 - 5.2.1 Induction training – relevant workers (including contractors) should have the organisation's requirements for outdoor work explained to them during the induction process.
 - 5.2.2 Risk assessment - workers undertaking risk assessments should have specific training that includes risks related to UVR and inclement weather and associated control measures.
 - 5.2.3 Work-specific training - so that workers carrying out outdoor work are trained on any risks and the control measures required as appropriate, including exposure to UVR and inclement weather conditions.

	<h1 style="margin: 0;">UVR & INCLEMENT WEATHER PROCEDURE</h1>	Version No	4.0
		Issued	21/06/2022
		Next Review	June 2026
		GDS	

- 5.2.4 Supervisor and management training - so that safety issues related to UVR and inclement weather conditions are appropriately managed at the workplace.
- 5.2.5 First aid training - so that first aid officers, managers, supervisors and workers know what to do, including in the event of symptoms related to heat illness or hypothermia.
- 5.2.6 Ongoing or refresher training - so that training on exposure to UVR and inclement weather conditions is repeated as appropriate on a periodic (eg seasonal) basis.

5.3. Managers, supervisors and HSRs should be trained in the risk management process.

6. RECORDS

The following records will be maintained:

- 6.1. Completed UVR exposure and inclement weather risk assessments;
- 6.2. Safe Work instructions (or other documentation generated as administrative controls); and
- 6.3. Training records.

All records must be managed in line with the current version of General Disposal Schedule 20 40 for Local Government.

7. RESPONSIBILITIES

7.1. The *management team* is accountable for:

- 7.1.1 Checking that the organisation manages hazards relating to UVR and inclement weather in accordance with legislative requirements;
- 7.1.2 Approving reasonably practicable budgetary expenditure necessary to implement this procedure;
- 7.1.3 Setting objectives, targets and performance indicators for any UVR and inclement weather program(s), as relevant
- 7.1.4 Checking that consultation, cooperation and coordination of the management of risks relating to UVR and inclement weather occurs with all other PCBUs who have a WHS duty in relation to the organisation's activities;
- 7.1.5 Providing managers and supervisors with training which enables them to:
 - (a) Apply the requirements of WHS legislation within their areas and work activities, and
 - (b) Identify the symptoms of heat illness and hypothermia.
- 7.1.6 Providing workers with training to equip them to:
 - (a) Understand the organisation's requirements in relation to UVR and inclement weather;
 - (b) Select (and correctly wear or apply) appropriate clothing, PPE and sunscreen to protect them from exposure to UVR and inclement weather; and
 - (c) Identify the symptoms of heat illness and hypothermia.
- 7.1.7 Checking that reasonably foreseeable hazards associated with UVR and inclement weather are identified within each department, assessed and either eliminated or minimised so far as is reasonably practicable in accordance with the Hierarchy of Control;
- 7.1.8 Ensuring that all reasonably practicable controls have been implemented and their effectiveness monitored. Such controls may include:
 - (a) Providing, where reasonably practicable, vehicles and mobile plant that are fitted with air-conditioning;
 - (b) Providing appropriate personal protective equipment or clothing;
 - (c) Providing (or confirming where necessary that other parties with a shared duty to Council workers will provide) cool drinking water for workers.
- 7.1.9 Monitoring the Corrective Action Register and enforcing close out of action items;

	<h2 style="margin: 0;">UVR & INCLEMENT WEATHER PROCEDURE</h2>	Version No	4.0
		Issued	21/06/2022
		Next Review	June 2026
		GDS	

- 7.1.10 Reviewing the effectiveness of the UVR and inclement weather process; and
- 7.1.11 Including a review of UVR and inclement weather procedures within the management review process.

7.2. *Managers and supervisors* are accountable for:


- 7.2.1 Providing workers with the necessary information, instruction, training and supervision to apply the organisation's UVR and Inclement Weather Procedure;
- 7.2.2 Facilitating the identification of reasonably foreseeable hazards arising from exposure to UVR and inclement weather, which may affect the health or safety of workers or others (including monitoring of UV Alerts);
- 7.2.3 Confirming reasonably foreseeable hazards associated with UVR and inclement weather within their department are identified, assessed and recorded on the Corrective Action Register in consultation with workers or their representatives;
- 7.2.4 Implementing controls, in consultation with workers or their representatives, using the Hierarchy of Control;
- 7.2.5 Evaluating controls and reviewing them for effectiveness;
- 7.2.6 Communicating the outcomes of risk assessments within the department and across the organisation as required, including any decision to suspend work;
- 7.2.7 Closing out Corrective Action Register items within designated time frames;
- 7.2.8 Completing documentation associated with the hazard identification and risk assessment process;
- 7.2.9 Retaining records as required (within the organisation's records management system);
- 7.2.10 Seeking expert advice, if required; and
- 7.2.11 Providing required reports to the HSC and management team.

7.3. The *Manager of Corporate & Community Services* is accountable for:

- 7.3.1 Monitoring training records;
- 7.3.2 Providing assistance with completing UVR and inclement weather risk assessments;
- 7.3.3 Providing workers with information related to self-examination of their own skin for skin cancer and support services;
- 7.3.4 Coordination of the organisation's skin cancer screening program;
- 7.3.5 Maintaining legislative currency of procedures and systems in relation to UVR and inclement weather; and
- 7.3.6 Facilitating audit and review activities as required.

7.4. *Workers* are accountable for:

- 7.4.1 Attending training when required;
- 7.4.2 Taking reasonable care of their own and others safety at work by immediately eliminating any hazards they identify, if safe to do so;
- 7.4.3 When immediate elimination is not practicable or achievable, putting in place interim controls to prevent the risk of an injury occurring or recurring and reporting the hazard to their supervisor and recording it on the relevant form;
- 7.4.4 Assisting in assessing risk, implementing control measures and evaluating control measures for effectiveness, as required;
- 7.4.5 Following any reasonable instruction of the organisation in relation to this procedure, such as:

	<h1 style="margin: 0;">UVR & INCLEMENT WEATHER PROCEDURE</h1>	Version No	4.0
		Issued	21/06/2022
		Next Review	June 2026
		GDS	

- (a) Taking appropriate regular rest breaks as directed by the supervisor/manager;
- (b) Maintaining hydration by taking regular small drinks in hot weather;
- (c) Wearing and maintaining appropriate personal protective equipment and/or approved clothing as required;
- (d) Applying and re-applying 30+ Sun Protection Factor water resistant sunscreen as required; and
- (e) Abiding by any manager or supervisor direction for the conduct of work activities (eg suspending work during extreme weather conditions which may be detrimental to their health).

7.4.6 Seeking assistance to manage hazards, as required.

7.5. The HSC is accountable for:

- 7.5.1 Facilitating consultation between relevant workers and the management team in matters relating to UVR and inclement weather in accordance with the Communication and Consultation Procedure;
- 7.5.2 Assisting in the development and review of WHS documentation (including risk assessments and safe work instructions);
- 7.5.3 Monitoring the Corrective Action Register and referring issues that require direction or enforcement to the management team.

7.6. *Health and safety representatives* may:

- 7.6.1 Facilitate consultation between department managers and workers in relation to WHS issues that affect the workgroup that they represent.
- 7.6.2 Assist in the resolution of WHS issues.
- 7.6.3 Request a review of a control measure in the circumstances outlined in section 4.4.10(b).

8. REVIEW

8.1. The UVR and Inclement Weather Procedure will be reviewed by the WHS Committee, in consultation with workers or their representatives, every three (3) years [or alternative interval] or more frequently if legislation or organisational needs change.


This will include a review of:

- 8.1.1 Feedback from managers, workers, HSRs, WHS committee members or other relevant stakeholders related to moderate and above UV radiation, thermal comfort and other inclement weather issues.
- 8.1.2 Legislative compliance
- 8.1.3 Performance Standards for Self-Insurers
- 8.1.4 LGAWCS guidance
- 8.1.5 Internal or external audit findings;
- 8.1.6 Incident and hazard reports, claims costs and trends; and
- 8.1.7 Any other relevant information.

8.2. The reviews may result in preventative and/or corrective actions being implemented or revision of this document.

9. REFERENCES

- Work Health and Safety Act 2012
- Work Health and Safety Regulations 2012
- General Disposal Schedule 40 for Local Government
- ReturnToWorkSA's Performance Standards for Self-Insurers
- Code of Practice: Managing the Work Environment and Facilities June 2020
- Australian/New Zealand Standard 1337.1:2010: Personal eye protection - Eye and face protectors for occupational applications
- Australian/New Zealand Standard 1067:2003: Sunglasses and fashion spectacles

	<h1>UVR & INCLEMENT WEATHER PROCEDURE</h1>	Version No	4.0
		Issued	21/06/2022
		Next Review	June 2026
		GDS	

Australian/New Zealand Standard 4399:1996: Sun protective clothing - Evaluation and classification

[Bureau of Meteorology](#)

Skin Cancer and Outdoor Work: A Guide for Employers (Safework SA and Cancer Council of Australia)

Position Statement – Tinted Windows – Cancer Council of Australia

Working in Hot Conditions – SafeWork SA

Guidance Note for the Protection of Workers from the Ultraviolet Radiation In Sunlight – Australian Safety and Compensation Council

10. RELATED DOCUMENTS


WHS Hazard Management Procedure

Incident Reporting and Investigation Procedure

First Aid Procedure

11. REVIEW HISTORY

Version No:	Issue Date:	Description of Change:
1.0	27/3/2012	New Document
2.0	18/3/2014	Terminology changes to reflect 2012 WHS Act, Regulations and Codes of Practice.
3.0	30/4/2018	Additional information from Australian Standards & Hierarchy of Control included in definitions; References to WHSC replaced with HSC for consistency with WHS Act; Amendments to reflect Working in Hot Conditions Guidance Note at 4.2.4, 4.4.3(b),4.4.5; Addition of 4.4.4 Specific control – driving In line with Position Statement – tinted Windows – Cancer Council of Australia; Addition of 4.7.3 Alternative work; Addition of 4.8.2 – Skin Cancer Screening Program; Removal of 4.4.9(c) & (d); Alignment of Section 7 (Responsibilities) & Section 8 (Review) to revised Hazard Management procedure; Hyperlinks, language & formatting.
4.0	21/06/2022	Updated Codes of practice to June 2020; GDS 20 to GDS 40. Added 4.1(a) exposed to risk from UVR and inclement weather conditions; 4.2.1 risk assessment conducted and assessed; 4.2.4(a) heat wave; 4.2.4 (c) e.g. exposure to direct sunlight in the hottest part of the day; 4.2.4 (d) in open or enclosed spaces with restricted air flow; 4.2.4 (e) e.g. reflected heat from construction materials, polished aluminium and glass, or heat build-up in roads and concrete structures or heat from machinery ; 4.2.4 (j) if workers are alone; 4.4.1 a combination of control measures may be required; 4.4.2 (c) vi providing additional/ temporary mechanical air flow, fans or portable air conditioning; 4.4.2 (c) ix information for workers such as hydration charts and information; 4.4.4 (a) clear or tinted films and window covers are installed on the side and rear windows of vehicles of vehicles which substantially reduces the amount of UV radiation that is transmitted through glass; 4.4.6 (b) such as a hut or cabin of a vehicle or mobile plant Deleted 4.2.3 the reference to parking inspector; and 4.6.1 an emergency call-out during a storm

	<h1>UVR & INCLEMENT WEATHER PROCEDURE</h1>	Version No	4.0
		Issued	21/06/2022
		Next Review	June 2026
		GDS	

APPENDIX 1- SunSmart UV Alert

The SunSmart UV Alert, produced by the [Bureau of Meteorology](#), predicts when sun protection is required. It provides daily sun protection times for more than 200 locations across Australia, based on cloud-free skies. It uses the [World Health Organization's Global Solar UV Index](#).

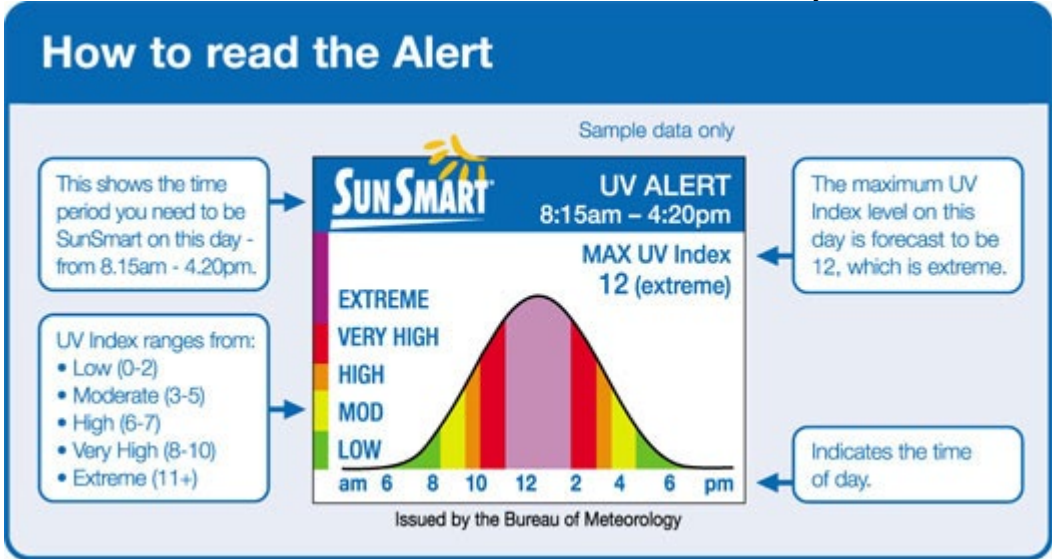
During the sun protection times, the UV radiation is at a level that can damage your skin. If there is no UV Alert, sun protection isn't required unless you are near highly reflective surfaces such as snow, outside for extended periods or the UV is above three.

The UV Alert is available as a [free widget for your website](#), as a free SunSmart app, in the weather section of the Advertiser, or you can find it on the Bureau of Meteorology and SunSmart websites.

Daily sun protection times

The daily sun protection times are calculated from the UV alert, consisting of the times of the day when the UV is predicted to be 3 or above. When the UV is 3 and above it can be damaging to the skin. SunSmart recommends using a combination of the five sun protection measures during the daily sun protection times: Slip on [clothing](#), Slop on SPF30 or higher [sunscreen](#), Slap on a [hat](#), Seek [shade](#) and Slide on [sunnies](#).

Remember: UV levels are most intense in the middle of the day.



For more information

- [UV Alert Brochure](#)
- [Bureau of Meteorology UV Index Forecast](#)
- [Australian Radiation Protection And Nuclear Safety Agency \(ARPANSA\)](#)

Source: [Cancer Council of Australia](#)